



■ Features

- AC input (220-240VAC)
- Built-in active PFC function
- Compliance to worldwide safety regulations for lighting
- Protections: Short circuit / Over voltage / Over temperature/Over load
- Using plastic shell. internal potting.
- Compliance to worldwide safety

■ Description

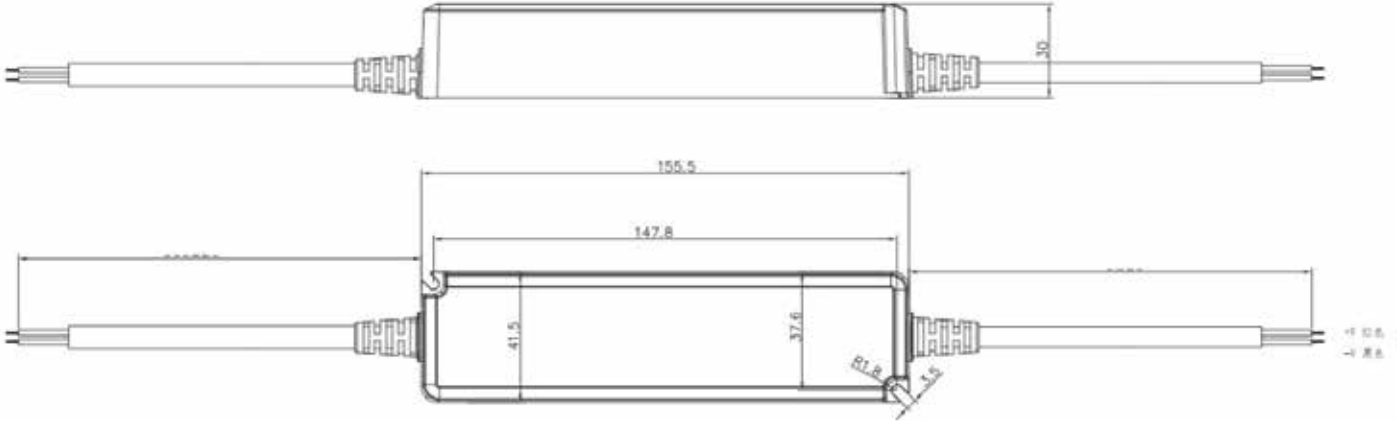
EV-SNP-60-12/24 is a constant voltage IP67 LED driver with an input voltage range of 220- 240Vac and a conversion efficiency up to 86%. It works in the temperature range of - 20 ° C~+45 ° C natural cooling radiator housing, and has ultra-high power factor, ultra-low Total harmonic distortion, low standby power consumption, and all round protection functions, which not only greatly improves the reliability of the product, but also ensures the product lifecycle. Comply with global lighting safety regulations, ensuring the safety of both users and lighting systems during installation

■ Specification

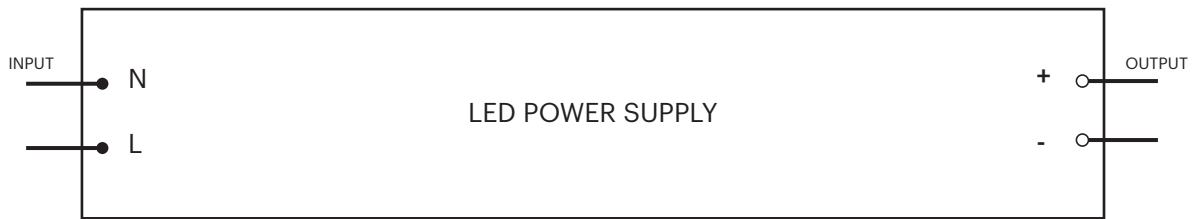


Model		EV-SNP-60-12	EV-SNP-60-24
Output	DC Voltage	12V	24V
	Voltage Tolerance	±5%	
	Rated current	0-5A	0-2.5A
	Rated power	60W	60W
Input	Voltage Range	AC 220V - 240V	
	Frequency Range	50-60HZ	
	Power Factor	0.95	
	Full Load Efficiency (Typ.)	87%	88%
	AC Current (Max.)	0.3A/230V	0.3A/230V
	Leakage current	0.7mA 230Vac/60HZ	
Protection	Short Circuit	hiccup mode, restart automatically after fault correction	
	Over load	exceed maximum rated load times 1.2-1.5	
	Over Temperature	NA	
Environment	Working TEMP.	-20 - 45°C	
	Working Humidity	10%RH - 95%RH	
	Storage TEM.,Humidity	-40°C-80°C; 10%RH-95%RH	
	TEMP.coefficient	±0.03%/°C (0 ~ 60°C)	
	Vibration	NA	
Safety&EMC	Safety standards	EN/IEC-61347, EN/IEC-60598 Approved, AS/NZS-61347/60598 Approved	
	Withstand voltage	Input-Output: 3750V/5mA/1min	
	Isolation resistance	>5M Ohm/500VDC/25°C/70%RH	
	EMC EMISSION	Compliance to EN/IEC-55015, EN/IEC-61000, AS CISPR 15:2017	
	EMC immunity	Compliance to EN-61547:2009, EN-61000-4-2,3,4,5,6,11	
Others	Weight	0.4KG	
	Size	155.5*41.5*30mm (L*W*H)	
	Packing	25PCS	
Notes	Warranty 5 years		

■ **Mechanical Specification**



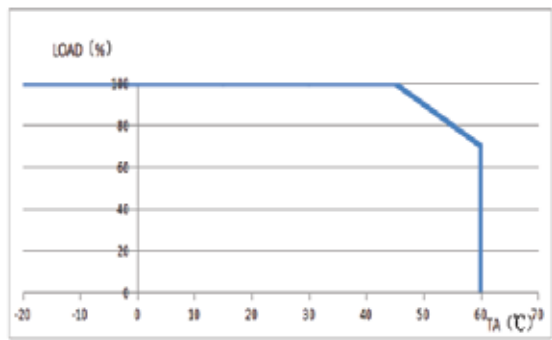
■ **Mechanical Drawing**



AC	Connector: H05RN-F 2*1.0mm ² VDE
DC	Connector: SVT 18AWG*2C 105°C 300V

■ **Derating Curve**

Output load-Temperature curve



※ To extend their life, please refer to the Derating Curve and derate according to the temperature.

■ Instruction

- This driver should be installed by qualified and professional person
- Please make sure the transformer is installed with adequate ventilation around it to allow for heat dissipation
- Ensure that wiring is correct before test, in order to avoid light and power supply damage
- If driver does not work normally, don't maintain privately, please contact with Wellforces