



■ Features

- AC input (198-264VAC)
- Built-in active PFC function
- Compliance to worldwide safety regulations for lighting
- Suitable for dry indoor environment
- Protections: Short circuit / Over voltage / Over temperature/Over load
- Adopt plastic case and internal glue filling
- Compliance to worldwide safety

■ Description

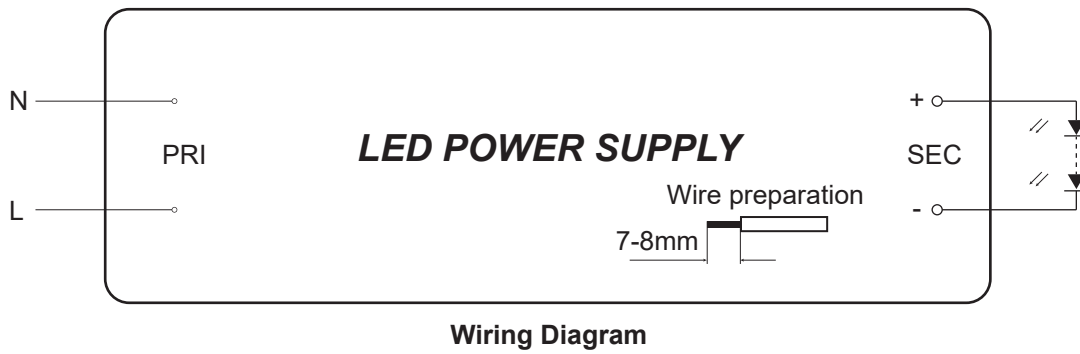

EV SNL200-24 is an indoor constant voltage power supply. Its input voltage range is 198-264Vac, with the high efficiency up to 94.5%, fanless design, working in the temperature range of -20°C to +45°C under free air convection. It has ultra-high power factor, ultra-low total harmonic distortion, low standby power consumption, with all-round protection functions which not only greatly improves the reliability of the product, but also ensures the life cycle of product. This series of products designed for LED lighting, applied to indoor lighting design, has a high cost performance.

■ Specification



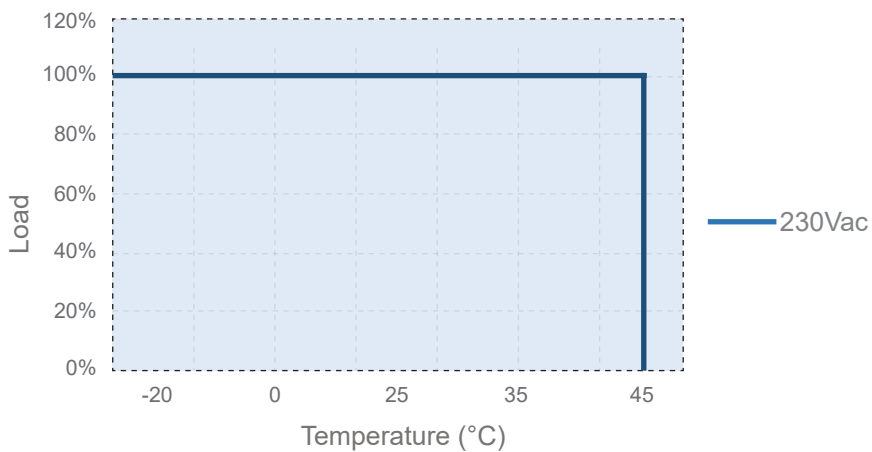
Model		EV-SNL-200-24
Output	DC Voltage	24V
	Voltage Tolerance	±5%
	Rated current	0-8.33A
	Rated power	200W
Input	Voltage Range	AC 198V - 264V
	Frequency Range	50-60HZ
	Power Factor	0.95 @ full load
	Full Load Efficiency (Typ.)	95%
	AC Current (Max.)	1.1A/264V
	Leakage current	0.7mA@240Vac 60HZ
Protection	Short Circuit	Hiccup mode, restart automatically after fault correction
	Over load	Hiccup mode, restart automatically after fault correction
	Over Temperature	Yes (latch off)
Environment	Working TEMP.	-30 - 80°C
	Working Humidity	5%RH - 85%RH
	Storage TEM.,Humidity	-30°C-80°C; 5%RH-85%RH
	TEMP.coefficient	±0.03%/°C (0 ~ 60°C)
	Vibration	NA
Safety&EMC	Safety standards	EN/IEC-61347, EN/IEC-60598 Approved, AS/NZS-61347/60598 Approved
	Withstand voltage	Input-Output: 3750V/5mA/1min
	Isolation resistance	>5M Ohm/500VDC/25°C/70%RH
	EMC EMISSION	Compliance to EN/IEC-55015, EN/IEC-61000, AS CISPR 15:2017
	EMC immunity	Compliance to EN-61547:2009, EN-61000-4-2,3,4,5,6,11
Others	Weight	0.29KG
	Size	320.6*30*18.2mm (L*W*H)
	Packing	50PCS
Notes	Warranty 5 years	

■ **Mechanical Specification**



AC	Connector: H03VVH2F- 2x0.75mm ²
DC	Connector: H05VVH2F- 2x1.0mm ²

■ **Derating Curve**



※ To extend their life, please refer to the Derating Curve and derate according to the temperature.

■ Instruction

- This driver should be installed by qualified and professional person
- Please make sure the transformer is installed with adequate ventilation around it to allow for heat dissipation
- Ensure that wiring is correct before test, in order to avoid light and power supply damage
- If driver does not work normally, don't maintain privately, please contact with Wellforces